

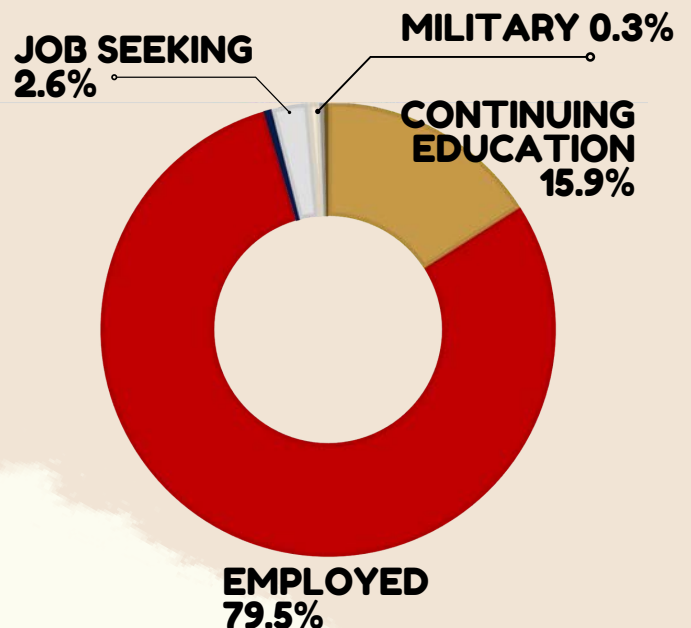


Class of 2022 **UNDERGRADUATE OUTCOMES**

Institutional Research and Student Success and Career Development (SSCD) partner each year to collect data on the outcomes of our undergraduate students. An electronic survey was launched in late 2022 and additional research was conducted by SSCD staff in January-February 2023.

We are pleased to share that an 76.4% knowledge rate was achieved, which is a combination of survey responses by recent graduates and additional information collected through social media by Otterbein staff and faculty and by direct outreach to alumni. This research reveals that 96.3% of the undergraduate class of 2022 was either employed, continued education, or participating in the military, service, or volunteer program within six months of graduation.

The results have shown that 79.5% are employed, 0.3% are serving in the military, and 15.9% are enrolled in a program to seek further education.



TOP EMPLOYERS:

- OhioHealth(16)
- The Ohio State University (11)
- Nationwide Children's Hospital (10)

TOP GRADUATE SCHOOLS:

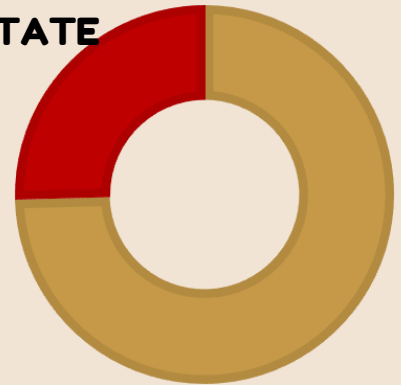
- Otterbein University (10)
- The Ohio State University (9)
- Ohio University (6)



Class of 2022 **UNDERGRADUATE OUTCOMES**

As we analyze the data further, we can see that 74.6% of alumni stayed in Ohio, while 25.4% are working, studying, or seeking employment in 22 different states in Midwest, Northeast, South, or West.

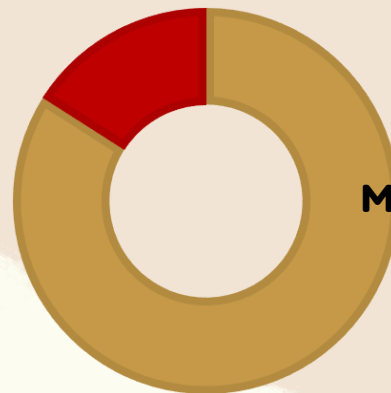
**OUT OF STATE
25.6%**



Of those employed, 92.6% work full-time, while 7.4% either work part-time or seasonally. Out of those employed who shared their salary information with us (12.4%), the average salary is \$51625 and the median is \$48000.

84% of students who are employed either full-time or part-time work in the area related to their major or minor or are business owners/entrepreneurs.

**EMPLOYMENT
RELATED TO
MAJOR, MINOR,
OR
OWN BUSINESS
84%**



EMPLOYMENT:

Min salary: 24000

Max salary: 90000

EDUCATION:

Master's Degree (40)

Doctorate Degree (12)