



GRAND RIVER | SOLUTIONS

Hearings in a Post Regulatory World

Oregon Alliance

Martha Compton | March 2022

GRAND RIVER SOLUTIONS



Martha Compton

She/her

Director of Strategic Partnerships and
Client Relations

Meet Your Facilitator

Martha consults and trains nationally on Title IX and student conduct and has previously served as a technical trainer for Department of Justice VAWA campus grantees. Martha is a former President of the Association for Student Conduct Administration, has been a faculty member for ASCA's Gehring Academy, and was part of the core team that developed ASCA's Sexual Misconduct Institute. A student conduct professional for over 20 years, Martha is also a former dean of students and has extensive experience in residence life, behavior intervention, emergency services, orientation, leadership, and working with student organizations.

About Us

Vision

We exist to help create safe and equitable work and educational environments.

Mission

Bring systemic change to how school districts and institutions of higher education address their Clery Act & Title IX obligations.

Core Values

- Responsive Partnership
- Innovation
- Accountability
- Transformation
- Integrity

Agenda

1

Title IX Requirements for Hearings

2

Process Participants

3

Pre-Hearing Tasks

4

The Hearing

5

After The Hearing

6

Practical Application

GRAND RIVER SOLUTIONS



Title IX Requirements For Hearings

01

GRAND RIVER SOLUTIONS





Title IX of the Education Amendments Act of 1972

"No person in the United States shall, on the basis of sex, be excluded from participation in, be denied the benefits of, or be subjected to discrimination under any education program or activity receiving Federal financial assistance."

Section 106.30: Sexual Harassment

Sexual harassment means conduct on the basis of sex that satisfies one or more of the following:

- (1) An **employee** of the recipient conditioning the provision of an aid, benefit, or service of the recipient on an individual's participation in unwelcome sexual conduct;
- (2) Unwelcome conduct determined by a reasonable person to be so **severe, pervasive, and objectively offensive** that it **effectively denies** a person equal access to the recipient's education program or activity; or
- (3) "**Sexual assault**" as defined in 20 U.S.C. 1092(f)(6)(A)(v), "**dating violence**" as defined in 34 U.S.C. 12291(a)(10), "**domestic violence**" as defined in 34 U.S.C. 12291(a)(8), or "**stalking**" as defined in 34 U.S.C. 12291(a)(30).

AND... Only Covered, IF:

Place of Conduct

- On campus
- Campus Program, Activity, Building, and
- In the United States

Required Identity

- Complainant participating/attempting to participate in Program or Activity, AND
- Control over Respondent

Procedural Requirements for Investigations

Notice to both parties

Equal opportunity to present evidence

An advisor of choice

Written notification of meetings, etc., and sufficient time to prepare

Opportunity to review all evidence, and 10 days to submit a written response to the evidence prior to completion of the report

Report summarizing relevant evidence and 10 day review of report prior to hearing

Procedural Requirements for Hearings

Must be live, but can be conducted remotely

Cannot compel participation of parties or witnesses

Standard of proof used may be preponderance of the evidence or clear and convincing; standard must be the same for student and employee matters

Cross examination must be permitted and must be conducted by advisor of choice or provided by the institution

Decision maker determines relevancy of questions and evidence offered

Written decision must be issued that includes finding and sanction

The Requirement of Impartiality

GRAND RIVER SOLUTIONS

Section 106.45(b)(1)(iii)

The grievance process must require that any individual designated by the recipient as Title IX Coordinator, investigator, decision maker, or facilitator of informal resolution not to have a conflict of interest or bias:

For or against complainants or respondents generally, or

An individual complainant or respondent

Section 106.45(b)(1)(iii)



Title IX Coordinator, investigator, decision maker, or facilitator of informal resolution must receive training on...how to serve impartially, including avoiding prejudgment of the facts at issue, conflict of interest, and bias. This training material may not rely on sex stereotypes and must promote impartial investigations and adjudications of formal complaints of sexual harassment.



Hearing Technology: Requirements and Considerations



If hearings cannot be in person, or if someone chooses to participate remotely, must have a remote participation platform available.



All hearings must be recorded.



Participants must be able to communicate during the hearing

The parties with the decision maker(s)
The parties with their advisors

Purpose of the Hearing

1

Review and
Assess
Evidence

2

Make Findings
of Fact

3

Determine
Responsibility/
Findings of
Responsibility

4

Determine
Sanction and
Remedy

Evaluating the Evidence

Is it relevant?

Evidence is relevant if it has a tendency to make a material fact more or less likely to be true.



Is it authentic?

Is the item what it purports to be?



Is it credible?

Is it convincing?



Is it reliable?

Can you trust it or rely on it?



What weight, if any, should it be given?

Weight is determined by the finder of fact!

Trauma-informed practices provide tools/techniques for engaging with the Complainant, Respondent, and Witnesses.



Format/Structure of the Hearing

Format of Questions



Approach to Clarification



Process Participants

02

GRAND RIVER SOLUTIONS



The Participants

The Parties

Complainant	Respondent
<p>The person who is alleged to be the victim of conduct prohibited under the policy.</p>	<p>The person who has been reported to be the perpetrator of conduct prohibited under the policy.</p>

The Participants

The Investigator

- Can present a summary of the final investigation report, including items that are contested and those that are not;
- Submits to questioning by the Decisionmaker(s) and the parties (through their Advisors).
- Can be present during the entire hearing process, but not during deliberations.
- Questions about their opinions on credibility, recommended findings, or determinations, are prohibited. If such information is introduced, the Chair will direct that it be disregarded.



- Can be anyone, including a lawyer, a parent, a friend, and a witness
- No particular training or experience required (institution appointed advisors should be trained)
- Can accompany their advisees at all meetings, interviews, and the hearing
- Advisors should help the Parties prepare for each meeting and are expected to advise ethically, with integrity, and in good faith
- May not speak on behalf of their advisee or otherwise participate, except that the advisor will conduct cross examination at the hearing.
- Advisors are expected to advise their advisees without disrupting proceedings

The Participants

Advisors



The Participants

Advisors: Prohibited Behavior

An Advisor who oversteps their role as defined by the policy should be warned once. If the Advisor continues to disrupt or otherwise fails to respect the limits of the Advisor role, the meeting may be ended, or other appropriate measures implemented. Subsequently, the Title IX Coordinator has the ability determine how to address the Advisor's non-compliance and future role.



The Participants

The Hearing

Facilitator/Coordinator

- Manages the recording, witness logistics, party logistics, curation of documents, separation of the parties, and other administrative elements of the hearing process
- Non-Voting



The Participants

The Decision-Maker(s)


- One person or a panel
- Questions the parties and witnesses at the hearing
- Determines responsibility
- Determines sanction, where appropriate



The Participants

The Hearing Chair

- Is a decision-maker
- Answers all procedural questions
- Makes rulings regarding relevancy of evidence, questions posed during cross examination
- Maintains decorum
- Prepares the written deliberation statement
- Assists in preparing the Notice of Outcome





Pre-Hearing Tasks: Hearing Panel & Chair

What should be done in advance of the hearing

03

GRAND RIVER SOLUTIONS



Hearing Panel as a Whole



Review evidence and report



Review applicable policy and procedures



Preliminary analysis of the evidence



Determine areas for further exploration



Develop questions of your own

Hearing Panel Chair



Provide names of all individuals invited to participate in the hearing



Provide parties with investigation report and all pertinent evidence



Compile questions on behalf of the Panel



May convene a pre-hearing meeting



Review questions submitted by the parties



Anticipate challenges or issues



Become familiar with the script

Common Areas of Exploration



Credibility?



Clarification on timeline?



The thought process?



Inconsistencies?

Pre-Hearing Meetings

Review the Logistics for the Hearing

Set expectations

- Format
- Roles of the parties
- Participation
- Decorum
- Impact of not following rules

Cross Examination Expectations



The Hearing

GRAND RIVER SOLUTIONS



04

Order of the Proceedings

01

Introductions
and instructions
by the Chair;
Opening
Statements

02

Presentation by
Investigator

03

Presentation of
information and
questioning of
the parties and
witnesses

04

Closing
Statements

05

Deliberation &
Determination

Opening Introductions and Instructions by the Chair

- The institution should have a script for this portion of the proceedings, and it should be used.
- Introduction of the participants.
- Overview of the procedures.
- Be prepared to answer questions.





Presentation of Information

GRAND RIVER SOLUTIONS

A photograph of a person wearing a yellow jacket and safety glasses, shouting into a white megaphone. The image is semi-transparent and serves as a background for the text.

Presentation of Information & Questioning of the Parties

01

The Hearing Panel will question Complainant first

02

Cross examination of Complainant will occur next

03

Follow up by the Hearing Panel

04

The Hearing Panel will question Respondent second

05

Cross examination of Respondent will occur next

06

Follow up by the Hearing Panel

Questioning of the Witnesses

01

The Chair will determine the order of questioning of witnesses

02

The Hearing Panel will question first

03

Advisor cross-examination will occur next (suggested: Complainant's advisor followed by Respondent's advisor)

04

Follow up by the Hearing Panel

General Questioning Guidelines

GRAND RIVER SOLUTIONS



Format of Questioning



The Hearing Panel or the advisor will remain seated during questioning



Questions will be posed orally



Questions must be relevant

GRAND RIVERS SOLUTIONS

What constitutes a relevant question?

The Department declines to define “relevant”, indicating that term “should be interpreted using [its] plain and ordinary meaning.”

See, e.g., Federal Rule of Evidence 401 Test for Relevant Evidence:

“Evidence is relevant if:

- (a) it has any tendency to make a fact more or less probable than it would be without the evidence; and
- (b) the fact is of consequence in determining the action.”

When is evidence relevant?

Logical connection between the evidence and facts at issue

Assists in coming to the conclusion – it is “of consequence”

Tends to make a fact more or less probable than it would be without that evidence



Irrelevant and Impermissible Questions

Questions that seek to illicit irrelevant information

- Complainant's prior sexual history
- Information protected by an un-waived legal privilege
- Medical treatment and care

Duplicative questions

Information that is otherwise irrelevant

GRAND RIVER SOLUTIONS

When Questioning....



Be efficient.



Explore areas where additional information or clarity is needed.



Listen to the answers.



Be prepared to go down a road that you hadn't considered or anticipated exploring.



Take your time. Be thoughtful. Take breaks if you need it.

GRAND RIVER SOLUTIONS

Foundational Questions to Always Consider Asking

Were you interviewed?

Did you see the interview notes?

Did the notes reflect your recollection at the time?

As you sit here today, has anything changed?

Did you review your notes before coming to this hearing?

Did you speak with any one about your testimony today prior to this hearing?

Common Areas of Where Clarity or Additional Information is Needed

Details about the alleged misconduct

Facts related to the elements of the alleged policy violation

Relevancy of Certain Items of Evidence

Factual Basis for Opinions

Credibility

Reliability

Timelines

Inconsistencies

Questioning to Assess Reliability

Inherent plausibility

Logic

Corroboration

Other indicia of reliability

Questioning to Assess Credibility

No formula exists, but consider asking questions about the following:

opportunity to view

ability to recall

motive to fabricate

plausibility

consistency

character, background, experience, and training

coaching

Credibility Versus Reliability

Reliable Evidence

- I can trust the consistency of the person's account of their truth.
- It is probably true and I can rely on it.

Credibility

- I trust their account based on their tone and reliability.
- They are honest and believable.
- It might not be true, but it is worthy of belief.
- It is convincingly true.
- The witness is sincere and speaking their real truth.



Opinion Evidence

When might it be relevant?

How do you establish a foundation for opinion evidence so that the reliability of the opinion can be assessed?

Asking Questions to Assess Authenticity

Investigating the Products of the Investigation



Never assume that an item of evidence is authentic.



Ask questions, request proof.



Request further investigation of the authenticity if necessary.

GRAND RIVER SOLUTIONS

Is it authentic?



**QUESTION THE
PERSON WHO
OFFERED THE
EVIDENCE**



**REQUEST
ORIGINALS**



**OBTAIN
ORIGINALS FROM
THE SOURCE**



**HAVE OTHERS
REVIEW AND
COMMENT ON
AUTHENTICITY**



**ARE THERE
OTHER RECORDS
THAT WOULD
CORROBORATE?**

What are the “Hard” Questions

Details about the sexual contact

Seemingly inconsistent behaviors

Inconsistent evidence/information

What they were wearing

Alcohol or drug consumption

Probing into reports of lack of memory

How to Ask the Hard Questions

Lay a foundation for the questions

- Explain why you are asking it
- Share the evidence that you are asking about, or that you are seeking a response to

Be deliberate and mindful in your questions:

- Can you tell me what you were thinking when....
- Help me understand what you were feeling when...
- Are you able to tell me more about...

Special Considerations for Questioning the Investigator

- The Investigator's participation in the hearing is as a fact witness;
- Questions directed towards the Investigator shall be limited to facts collected by the Investigator pertinent to the Investigation;
- Neither the Advisors nor the Decision-maker(s) should ask the Investigator(s) their opinions on credibility, recommended findings, or determinations;
- The Investigators, Advisors, and parties will refrain from discussion of or questions about these assessments. If such information is introduced, the Chair will direct that it be disregarded.

Special Considerations for Questioning the Investigator



Ask questions about how they conducted their investigation



Explore the investigators decision making



Seek clarity about evidence collected

Where it came from
Authenticity of the evidence



Ask factual questions that will assist in evaluation of the evidence



If bias is not in issue at the hearing, the Chair should not permit irrelevant questions of the investigator that probe for bias.

GRAND RIVER SOLUTIONS

Special Considerations for Panels

If a panel, decide in advance who will take the lead on questioning

Go topic by topic

Ask other panelists if they have questions before moving on

Do not speak over each other

Pay attention to the questions of other panelists

Ok to take breaks to consult with each other, to reflect, to consult with the TIXC or counsel





The Decision Maker's Role in Advisor Questioning

04(a)

GRAND RIVER SOLUTIONS



Cross Examination

Who does it?

Must be conducted
by the advisor

If party does not
appear or does not
participate, advisor
can appear and
cross

If party does not
have an advisor,
institution must
provide one

The Role of the Decision Maker During Questioning by the Advisors

After the Advisor poses a question, the proceeding will pause to allow the Chair to consider it.

Chair will determine whether the question will be permitted, disallowed, or rephrased. The Chair may explore arguments regarding relevance with the Advisors.

The Chair will limit or disallow questions on the basis that they are irrelevant, unduly repetitious (and thus irrelevant), or abusive.

The Chair will state their decision on the question for the record and advise the Party/Witness to whom the question was directed, accordingly. The Chair will explain any decision to exclude a question as not relevant, or to reframe it for relevance.

The Chair has final say on all questions and determinations of relevance. The parties and their advisors are not permitted to make objections during the hearing. If they feel that ruling is incorrect, the proper forum to raise that objection is on appeal.


When Assessing Relevance, the Decision Maker Can:

Ask the Advisor why their question is relevant

Take a break

Ask their own questions of the party/witness


Review the hearing record



After the Hearing

05

GRAND RIVER SOLUTIONS






Deliberations

GRAND RIVER SOLUTIONS



Weighing the Evidence & Making a Determination

1. Evaluate the relevant evidence collected to determine what weight, if any, you will afford that item of evidence in your final determination;
2. Apply the standard of proof and the evidence to each element of the alleged policy violation;
3. Make a determination as to whether or not there has been a policy violation.



Preponderance of the Evidence

More likely than not

Does not mean 100% true or accurate

A finding of responsibility = There was sufficient reliable, credible evidence to support a finding, by a preponderance of the evidence, that the policy was violated

A finding of not responsible = There was not sufficient reliable, credible evidence to support a finding, by a preponderance of the evidence, that the policy was violated






Findings of Fact

- **A "finding of fact"**
 - The decision whether events, actions, or conduct occurred, **or** a piece of evidence is what it purports to be
 - Based on available evidence and information
 - Determined by a preponderance of evidence standard
 - Determined by the fact finder(s)
- **For example...**
 - Complainant reports that they and Respondent ate ice cream prior to the incident
 - Respondent says that they did not eat ice cream
 - Witness 1 produces a timestamped photo of Respondent eating ice cream
- **Next steps?**

Policy Analysis

- Break down the policy into elements
- Organize the facts by the element to which they relate

GRAND RIVER SOLUTIONS



Allegation: Fondling

Fondling is the:

- ❑ touching of the private body parts of another person
- ❑ for the purpose of sexual gratification,
- ❑ Forcibly and/or without the consent of the Complainant,
 - ❑ including instances where the Complainant is incapable of giving consent because of their age or **because of their temporary or permanent mental or physical incapacity.**

Analysis Grid

Touching of the private body parts of another person	For the purpose of sexual gratification	Without consent due to lack of capacity
<p>Undisputed: Complainant and Respondent agree that there was contact between Respondent's hand and Complainant's vagina.</p>	<p>Respondent acknowledges and admits this element in their statement with investigators.</p> <p>"We were hooking up. Complainant started kissing me and was really into it. It went from there. Complainant guided my hand down her pants..."</p>	<p>Complainant: drank more than 12 drinks, vomited, no recall Respondent: C was aware and participating Witness 1: observed C vomit Witness 2: C was playing beer pong and could barely stand Witness 3: C was drunk but seemed fine Witness 4: carried C to the basement couch and left her there to sleep it off.</p>

Apply Preponderance Standard to Each Element

Touching of the private body parts of another person	For the purpose of sexual gratification	Without consent due to lack of capacity
<p>Undisputed: Complainant and Respondent agree that there was contact between Respondent's hand and Complainant's vagina.</p> 	<p>Respondent acknowledges and admits this element in their statement with investigators.</p> <p>"We were hooking up. Complainant started kissing me and was really into it. It went from there. Complainant guided my hand down her pants..."</p> 	<p>Complainant: drank more than 12 drinks, vomited, no recall Respondent: C was aware and participating</p> <p>Witness 1: observed C vomit Witness 2: C was playing beer pong and could barely stand Witness 3: C was drunk but seemed fine Witness 4: carried C to the basement couch and left her there to sleep it off.</p> 


Did You Also Analyze...?

(if required by policy)

- On campus?
- Program or Activity?
- In a building owned/controlled by a recognized student organization?
- Substantial control over respondent and context?
- Complainant was attempting to access program/activity?

GRAND RIVER SOLUTIONS

Final Report



- The allegations
- Description of all procedural steps
- Findings of fact
- Conclusion of application of facts to the policy
- Rationale for each allegation
- Sanctions and remedies
- Procedure for appeal

The Final Determination Should **STAND** On Its Own




- S** Simple and Easy to Comprehend
- T** Transparent/Clear
- A** Accurate
- N** Neutral/Unbiased
- D** Draw Attention to Significant Evidence and Issues



Practical Application

06

GRAND RIVER SOLUTIONS





Scenario 1

Respondent appears at the hearing with Witness 7. Respondent would like Witness 7 to provide information testimony about text messages between them and Complainant that indicate that Complainant has made the allegations up.

- **Can the HP hear from Witness 7 at the hearing?**



Scenario 2A

Respondent provides a polygraph report to investigators wherein it is concluded that Respondent is not being deceptive when denying the allegations.

- **The Investigator determines the report is irrelevant. Must the Investigator share the report with the decision maker?**




Scenario 2B


Respondent provides a polygraph report to Investigators wherein it is concluded that Respondent is not being deceptive when denying the allegations. The polygrapher appears and answers all relevant questions on cross.

- **Must the Hearing Panel find Respondent not responsible because of the findings in the report?**

Questions?



Leave Us Feedback:



Email Us:

mcompton@grandriversolutions.com

info@grandriversolutions.com



@GrandRiverSols



Grand River Solutions

©Grand River Solutions, Inc., 2021. Copyrighted material. Express permission to post training materials for those who attended a training provided by Grand River Solutions is granted to comply with 34 C.F.R. § 106.45(b)(10)(i)(D). These training materials are intended for use by licensees only. Use of this material for any other reason without permission is prohibited.

